



ET-2261-16

Ethernet I/O Module with 16-ch Power Relay

Features

- Web Server for Configuration
- Support Modbus TCP/UDP, MQTT, and SNMP V2c Protocols
- 2-port Ethernet Switch (LAN Bypass) for Daisy-chain Wiring
- Supports Dual-watchdog
- I/O Pair Connection (Push and Pull)
- Built-in I/O
 - 16-ch Relay Output (Form A)
- LED Display to Indicate the I/O Status



Introduction

ET-2261-16 is a 16-channel electromechanical relay output (Form A) module. The module includes a built-in 2-port Ethernet switch, facilitating a daisy-chain topology. This feature offers flexibility in device configuration, simplifies installation, and reduces infrastructure costs. Additionally, the module provides EMS (EFT/ESD/Surge) protection and 3000 VDC I/O isolation to enhance noise protection capabilities in industrial environments.

System Specifications

Model	ET-2261-16
Software	
Built-in Web Server	Yes
CPU Module	
CPU	32-bit ARM
Watchdog Timer	Module, Communication (Programmable)
Isolation	
2-way Isolation	Ethernet: 1500 VDC I/O: 3000 VDC
EMS Protection	
EFT (IEC 61000-4-4)	±4 kV for Power Line
ESD (IEC 61000-4-2)	±8 kV Contact for Each Terminal ±16 kV Air for Random Point
Surge (IEC 61000-4-5)	±3 kV for Power Line
LED Indicators	
Status	Run, Ethernet, I/O
Ethernet	
Ports	2 x RJ-45, 10/100 Base-Tx, Switch Ports
LAN bypass	Yes
Access Control	Password and IP Filter
Protocol	Modbus TCP, Modbus UDP, MQTT, SNMP V2c
Power	
Reverse Polarity Protection	Yes
Consumption	4.8 W (max.)
Powered from Terminal Block	+10 ~ +48 VDC
Mechanical	
Casing	Plastic
Dimensions (mm)	31 x 157 x 126 (W x L x H)
Installation	DIN-Rail Mounting
Environment	
Operating Temperature	-25 ~ +75 °C
Storage Temperature	-40 ~ +80 °C
Humidity	10 ~ 90% RH, Non-condensing

I/O Specifications

Model	ET-2261-16
Power Relay	
Channels	16
Type	Power Relay, Form A (SPST N.O.)
Contact Rating	5 A @ 250 VAC/24 VDC (Resistive Load)
Operate Time	10 ms (max.)
Release Time	5 ms (max.)
Electrical Endurance	10 ⁵ ops.
Mechanical Endurance	2 × 10 ⁷ ops.
Power-on Value	Programmable
Safe Value	Programmable

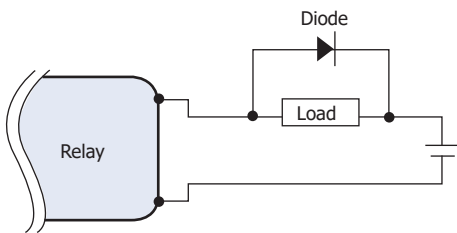
Wire Connections

Power Relay	Relay Output
ON State Readback as 1	
OFF State Readback as 0	

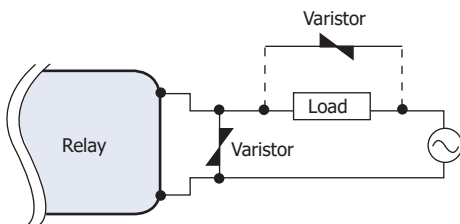
Note:

When inductive loads are connected to the relays, a large counter electromotive force may occur when the relay actuates because of the energy stored in the load. These flyback voltages can severely damage the relay contacts and greatly shorten the relay life. Limit these flyback voltages at your inductive load by installing a flyback diode for DC loads or a metal oxide varistor for AC loads.

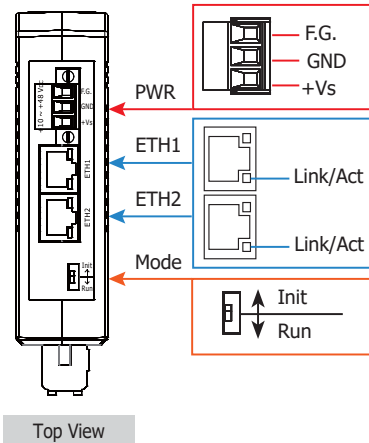
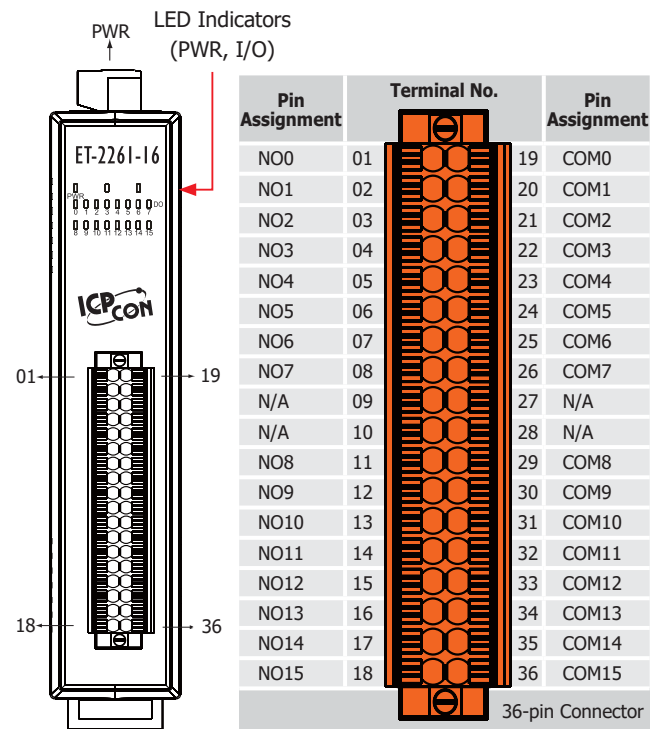
for DC loads



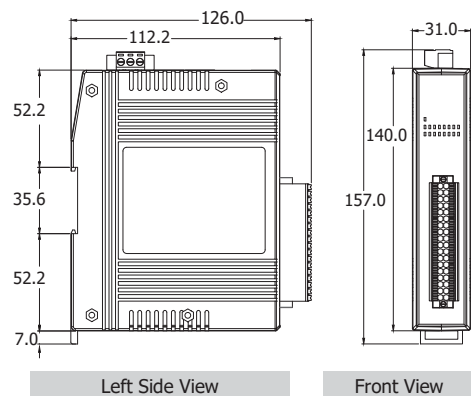
for AC loads



Pin Assignments



Dimensions (Units: mm)



Ordering Information

ET-2261-16 CR	Ethernet I/O Module with 2-port Ethernet Switch, 16-ch Power Relay (RoHS)
----------------------	---